



# The details of TIP

## Solid Hard Nose

**P : Tip Radius 7mm**



**X : Tip Radius 9mm**




**Z : Tip Radius 10mm**



**Y : Tip Radius 12mm**



**R : Tip Radius 15mm**




**T : Tip Radius 18mm**




**A : Tip Radius 19mm - 21mm**






**B : Tip Radius 21.5mm - 26mm**




**C : Tip Radius 26.5mm - 30mm**




**D : Tip Radius 30.5mm - 35mm**

**E : Tip Radius  
Over 35mm**



## Replaceable Sprocket nose

**T7: Tip Radius**  
13.3mm




Pitch - tooth , Gauge	P/N of Replaceable Sprocket nose kit
1/4" - 8T, .050"	T7-0I

These two numbars equal to these two numbers


P/N of Guide bar	BM2T-0I30-A

**T8: Tip Radius**  
21.0mm




Pitch - tooth , Gauge	P/N of Replaceable Sprocket nose kit
1/4" - 12T, .050"	T8-0F
LP3/8" - 8T, .050"	T8-0N

**T5: Tip Radius**  
23.0mm




Pitch - tooth , Gauge	P/N of Replaceable Sprocket nose kit
LP3/8" - 9T, .050"	T5-0L
.325" - 10T, .050"	T5-0HP (for 95VP saw chain)

**T3: Tip Radius  
25.3mm**



Pitch - tooth , Gauge	P/N of Replaceable Sprocket nose kit
.325" - 11T, .050"	T3-0J
.325" - 11T, .050"	T3-0JP (for 95VP saw chain)
.325" - 11T, .058"	T3-8J
.325" - 11T, .063"	T3-3J

**T2: Tip Radius  
28.4mm**



Pitch - tooth , Gauge	P/N of Replaceable Sprocket nose kit
3/8" - 11T, .050"	T2-0Q
3/8" - 11T, .058"	T2-8Q
3/8" - 11T, .063"	T2-3Q
.404" - 10T, .063"	T2-3S